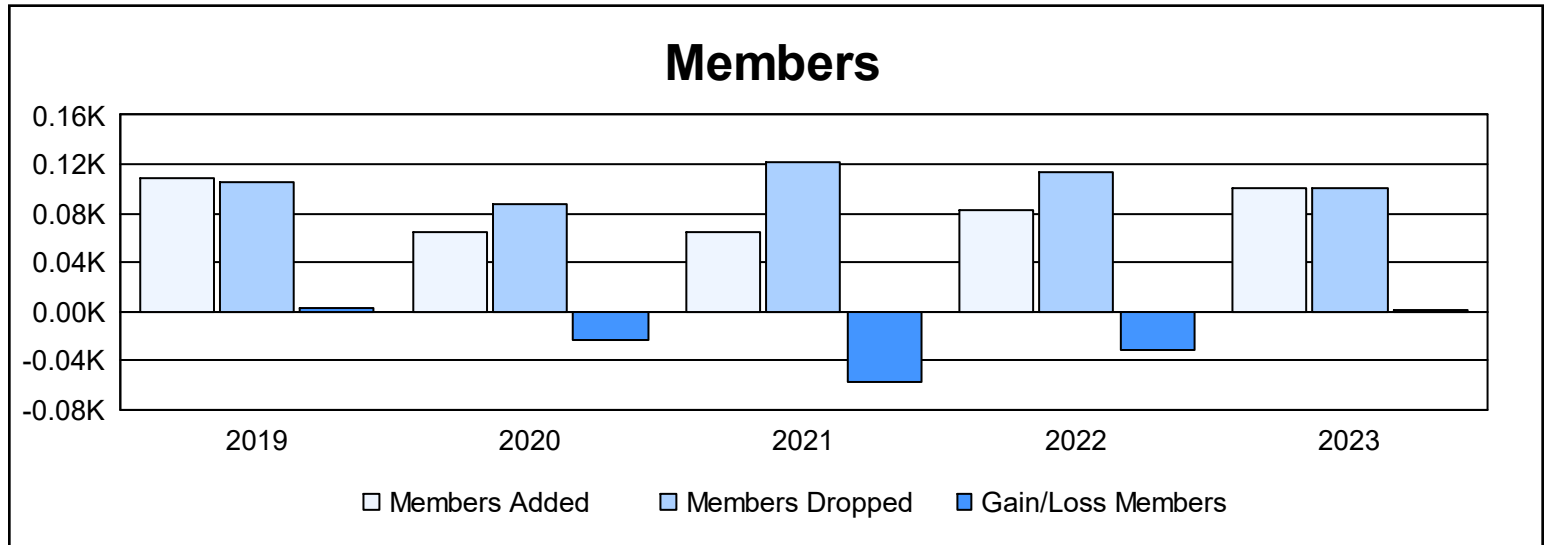
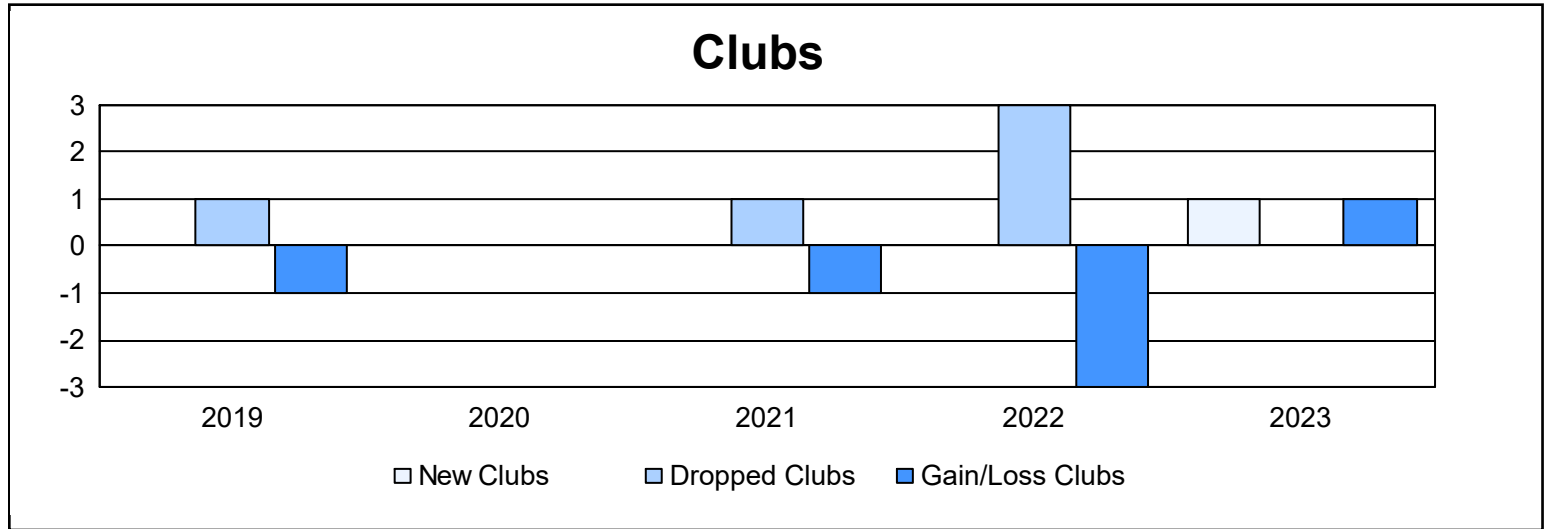
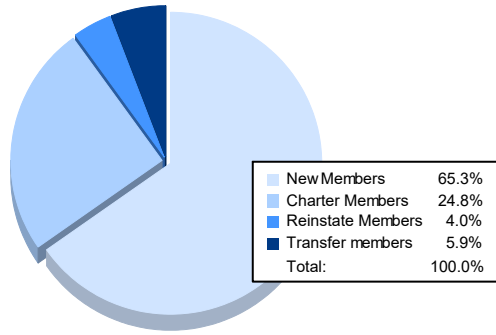


| Year | New Clubs | Dropped Clubs | Gain/ Loss Clubs | New Members | Charter Members | Reinstate Members | Transfer Members | Total Member Added | Total Members Dropped | Gain/ Loss Members |
|----------------|-----------|---------------|------------------|-------------|-----------------|-------------------|------------------|--------------------|-----------------------|--------------------|
| 2018-2019 | 0 | 1 | -1 | 92 | 1 | 5 | 11 | 109 | 106 | 3 |
| 2019-2020 | 0 | 0 | 0 | 57 | 0 | 2 | 5 | 64 | 87 | -23 |
| 2020-2021 | 0 | 1 | -1 | 58 | 1 | 2 | 3 | 64 | 122 | -58 |
| 2021-2022 | 0 | 3 | -3 | 70 | 1 | 4 | 7 | 82 | 113 | -31 |
| 2022-2023 | 1 | 0 | 1 | 66 | 25 | 4 | 6 | 101 | 100 | 1 |
| Average | 0 | 1 | -1 | 69 | 6 | 3 | 6 | 84 | 106 | -22 |



Membership Composition June 2023 Cumulative



Gender Composition June 2023 Cumulative

